



How to Play Speed 'Chick'-Tac-Toe:

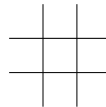


1. Divide the chickens into 2 teams – grouped by similar colors. Each team should have 3 chickens. Divide the human players into those teams too.



2. Make a 3x3 tic-tac-toe grid on the ground, the floor, or a table, by using something like:

- painters' tape
- plastic or paper plates or bowls
- a grid of large books



3. Have the human players line up at a starting line away from the grid.

4. When it's time to begin, each team will have one player run up to the grid & place a chicken from their team on the their desired spot on the grid. When the player returns to the starting line, it's time for the next player on their team to go.

5. Once all 3 chickens have been placed, the player at the grid can move one chicken to another unoccupied spot.

6. First team to get 3 chickens in a row wins!

To make more chickens, see <https://ethyl2.github.io/chickens-tutorial/>

Example of a book grid:

